


55502470	DATA SHEET	
Valid from: 03.07.2018	SILVYN® MPC	

The SILVYN® MPC is a polyamide conduit gland for smooth and wavy conduits.
The hexagonal body with integrated conduit connection enables best assembling.



Material: PA 66

Features: Dust protection
Moisture protection
Tensile strength

Resistance: To oil

Temperature range: -40°C up to +120°C

Colour: Black (UV-Resistant)
Grey (RAL 7001)

Norm Reference:  IEC EN 61386  UL File No E308201


Notes: Free of halogen, Phosphor and Sulphur

Protection class: IP 65 with wavy conduits
IP 67 with smooth conduits

Dimensions table:

Part No.	Part name	Total length mm	Smallest inner Ø mm	Largest outer Ø mm	Length of thread mm	SW
black						
5550 2470	SILVYN® MPC PG 9	37	9	23	10	23
5550 2471	SILVYN® MPC PG 11	39	10,5	25	10	25
5550 2472	SILVYN® MPC PG 13,5/1	37	10,5	25	10	25
5550 2494	SILVYN® MPC PG 13,5/2	37	14,5	25	10	25
5550 2473	SILVYN® MPC PG 16	40	14,5	30	11	30
5550 2474	SILVYN® MPC PG 21	42	19	37	12	37
5550 2476	SILVYN® MPC PG 21	42	24,5	41	12	41
5550 2495	SILVYN® MPC PG 29	44	24,5	45	12	45
5550 2477	SILVYN® MPC PG 36	45	33	60	12	60
5550 2478	SILVYN® MPC PG 42	51	39	60	12	60
5550 2479	SILVYN® MPC PG 48	52	48	73	12	73
grey						
5550 2496	SILVYN® MPC PG 9	37	9	23	10	23
5550 2497	SILVYN® MPC PG 11	39	10,5	25	10	25
5550 2498	SILVYN® MPC PG 13,5/1	37	10,5	25	10	25
5550 2499	SILVYN® MPC PG 13,5/2	37	14,5	25	10	25
5550 2451	SILVYN® MPC PG 16	40	14,5	30	11	30
5550 2452	SILVYN® MPC PG 21	42	19	37	12	37
5550 2453	SILVYN® MPC PG 21	42	24,5	41	12	41
5550 2454	SILVYN® MPC PG 29	44	24,5	45	12	45
5550 2455	SILVYN® MPC PG 36	45	33	60	12	60
5550 2456	SILVYN® MPC PG 42	51	39	60	12	60
5550 2457	SILVYN® MPC PG 48	52	48	73	12	73


Creator: M. Wegerer /PDP Released: DAMU1/PDP	Document: DB55502470EN Version: 02	Page 1 of 2
---	---------------------------------------	-------------

55502470	DATA SHEET	
Valid from: 03.07.2018	SILVYN® MPC	

Suitable:

- SILVYN® SI
- SILVYN® SP
- SILVYN® SP-PU
- SILVYN® EL waved/smooth
- SILVYN® ELU waved/smooth
- SILVYN® ELÖ waved/smooth
- SILVYN® ELT waved/smooth
- SILVYN® ELR smooth

Allocation table:

Conduit	 SILVYN® SI	 SILVYN® SP/ SP-PU	 SILVYN® EL/ELÖ/ELT/ELR/ELU
SILVYN® MPC PG 9	11x14		12
SILVYN® MPC PG 11	13x16	12x16	16
SILVYN® MPC PG 13,5/1	13x16	12x16	16
SILVYN® MPC PG 13,5/2		16x20	20
SILVYN® MPC PG 16		16x20	20
SILVYN® MPC PG 21		22x27	25
SILVYN® MPC PG 21			30
SILVYN® MPC PG 29			32
SILVYN® MPC PG 36			40
SILVYN® MPC PG 42			50
SILVYN® MPC PG 48			63

For more information please see our current catalogue. Please do not hesitate to contact our laboratory if there are any questions regarding resistance against aggressive agents and special oil.

Creator: M. Wegerer /PDP Released: DAMU1/PDP	Document: DB55502470EN Version: 02	Page 2 of 2
---	---------------------------------------	-------------