


2171079	<b>DATA SHEET</b>	
Valid from: 17.09.2018	<b>IE-5-M12D-S-(L*)-H-2-26-7-M12D-S</b>	

## Product description

Industrial Ethernet Patchcord, Cat.5e, straight plug M12 on free conductor end, D-coded, halogen-free, flexible



This datasheet is also valid for other lengths configurations. Other lengths configurations on request.

## Product variations

Article number	Article description	Length (L*) [m]
2171079	IE-5-M12D-S-1-H-2-26-7-OE	1
2171080	IE-5-M12D-S-2-H-2-26-7-OE	2
2171081	IE-5-M12D-S-3-H-2-26-7-OE	3
2171082	IE-5-M12D-S-5-H-2-26-7-OE	5
2171083	IE-5-M12D-S-10-H-2-26-7-OE	10
2171084	IE-5-M12D-S-20-H-2-26-7-OE	20


## General properties, Patchcord

Outer diameter, cable	5.6 mm
Number of cores	4
Outer sheath	halogen free compound
Outer sheath, color	blue similar to RAL 5021
Mating cycles, M12 connector	100
Screening	SF/UTP

## General properties, cable

LAPP-Article number of cable	2170283
LAPP-Description of cable	ETHERLINE H Flex Cat. 5e 2x2x26/7 AWG
Conductor, cross-section	ca. 0.14 mm <sup>2</sup>
Conductor, material	bare copper-wire
Insulation, outer diameter	ca. 0.95 mm
Insulation, material	Foam-Skin PE
Core identification code	pair 1: white-orange, orange; pair 2: white-green, green
Stranding	cores twisted to pairs, pairs twisted to bundle
Wrapping	non-woven tape plastic laminated aluminum foil
Screening	on top: braid of copper wire tinned wire, coverage ca. 85%

Creator: MANA2/PDP Released: IVSE1/PDP	Document: DB2171079EN Version: 05	Page 1 of 3
---	--------------------------------------	-------------

2171079	<b>DATA SHEET</b>	
Valid from: 17.09.2018	<b>IE-5-M12D-S(L*)-H-2-26-7-M12D-S</b>	

### Electrical properties, cable at 20°C

Resistance (loop)	≤ 284 Ω/km
Insulation material, specific electrical resistance	≥ 5 GΩ*km
Characteristic impedance (1 MHz to 100 MHz)	100 Ω ± 15 Ω
Operating peak voltage	125 V (not for power purposes)
Signal propagation time	< 4.3 ns/m
Test voltage (rms 50 Hz, 1 min.), core-core	1000 V
Test voltage (rms 50 Hz, 1 min.), core-screening	500 V

### Mechanical and thermal properties, cable

Minimum bending radius, during laying	15 x cable diameter
Minimum bending radius, fixed installation	6 x cable diameter
Permissible temperature range, during laying	-5 °C to + 60 °C
Permissible temperature range, fixed installation	-30 °C to +80 °C
Flame propagation	flame retardant acc. to IEC 60332-1-2
Halogen free	halogen free acc. to IEC 60754-1, 60754-2
General requirements	Dangerous and forbidden substance acc. to RoHS directive (2011/65/EU) are not allowed to the manufacturing

### General properties, M12 connector

Coding	D
Protection degree	IP67/IP69 locked connector
Rated voltage max.	250 V
Rated current at 40 °C	4 A
Ambient temperature	-30 °C to +90 °C
Insulation resistance	≥ 10 <sup>8</sup> Ω
Locking nut with vibration protection	Yes
Tightening torque	1.0 Nm


### Materials, M12 connector

Contacts, base material	CuZn
Contacts, surface	Au
Grip body	TPU
Locking nut, base material	CuZn
Locking nut, surface	Ni

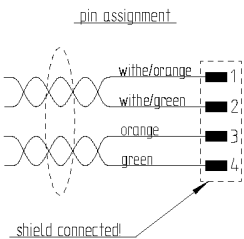
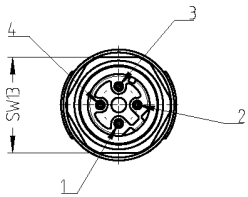
### Standards

Product standard, M12 connector	DIN EN 61076-2-101
---------------------------------	--------------------

Creator: MANA2/PDP Released: IVSE1/PDP	Document: DB2171079EN Version: 05	Page 2 of 3
---	--------------------------------------	-------------

2171079	<b>DATA SHEET</b>	
Valid from: 17.09.2018	<b>IE-5-M12D-S-(L*)-H-2-26-7-M12D-S</b>	

**Drawings**



**Application range**

Automation, industrial machinery and plant engineering

**Note**

Photographs are not true to scale and do not represent detailed images of the respective products.

Creator: MANA2/PDP Released: IVSE1/PDP	Document: DB2171079EN Version: 05	Page 3 of 3
---	--------------------------------------	-------------