

44420040	DATA SHEET	
Valid from: 28.07.2021	EPIC[®] SIGNAL M23 F6	

Description

- Circular connectors for servo cables and encoders
- Low-resistance screen contact, optimum EMC protection
- Use of high quality materials for increased reliability



General characteristics

Series	SIGNAL M23
Version	coupling connector
Protection rating	IP 68 (10 h / 1 m)
Temperature range	-25 °C to +125 °C

Product variations

Article number	Coding	Cable clamping range	PU
44420040	black (N)	7,0-13,5	5
75018415	black (N)	5,0-7,3	5
75018416	black (N)	5,0-7,3	20
72064030	black (N)	7,0-10,0	5
72064020	black (N)	7,0-10,0	20
72064000	black (N)	9,5-13,5	5
72064010	black (N)	9,5-13,5	20
44420041	red (+20°)	7,0-13,5	5
72064230	red (+20°)	7,0-10,0	5
72064220	red (+20°)	7,0-10,0	20
72064200	red (+20°)	9,5-13,5	5
72064210	red (+20°)	9,5-13,5	20
44420039	blue (-20°)	7,0-13,5	5
72064130	blue (-20°)	7,0-10,0	5
72064120	blue (-20°)	7,0-10,0	20
72064100	blue (-20°)	9,5-13,5	5

*UL-Approval in preparation

Materials and surfaces

Housing	Nickel plated zinc die-casting
Sealing	FPM/NBR (5,0-7,3 mm)

Approvals

VDE-Approval, VDE-REG.-Nr.	C024
UL File Number	E249137

Standard

Safety Standard	IEC61984; UL2238; CSA 22.2 182.3
-----------------	----------------------------------

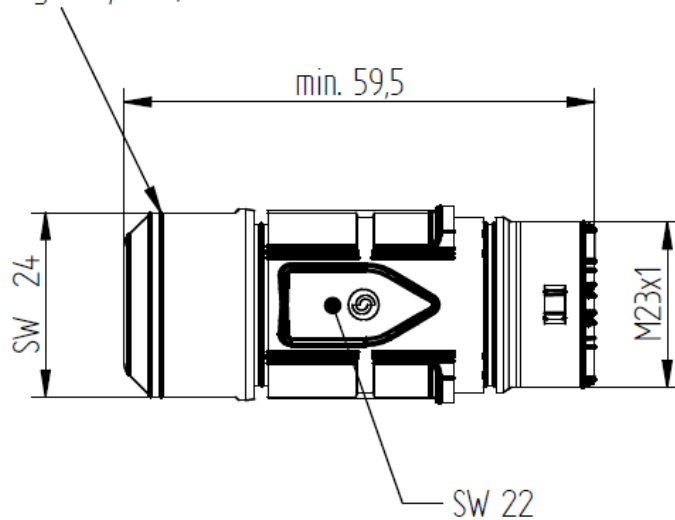
Creator: MANA2/PDP Released: IVSE1/PDP	Document: DB44420040EN Version: 04	Page 1 of 3
---	---------------------------------------	-------------

44420040	DATA SHEET	
Valid from: 28.07.2021	EPIC® SIGNAL M23 F6	

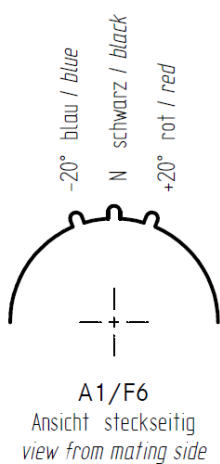
Drawings




Anzugsdrehmoment: 7,5 Nm
tightening torque: 7,5 Nm



Codierung



Creator: MANA2/PDP Released: IVSE1/PDP	Document: DB44420040EN Version: 04	Page 2 of 3
---	---------------------------------------	-------------

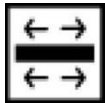
44420040	DATA SHEET	
Valid from: 28.07.2021	EPIC[®] SIGNAL M23 F6	



Good chemical resistance



Industrial machinery and plant engineering



Optimum strain relief



Robust



Integrated SKINTOP[®] cable gland



Wind energy

Application range

Plant engineering
 Servo drives and Servo assemblies
 Measurement and control technology

Remark

Photographs are not to scale and do not represent detailed images of the respective products.

Creator: MANA2/PDP Released: IVSE1/PDP	Document: DB44420040EN Version: 04	Page 3 of 3
---	---------------------------------------	-------------