


10382200	<b>DATA SHEET</b>	
Valid from: 17.09.2018	<b>EPIC® MCS 5 CM / MCB 5 CM</b>	

## Description

- The mixed assembly guarantees high flexibility. For applications in mechanical and plant engineering, for printing machines and slide-in technology.
- Assembly of individual connectors, suitable for different applications



## General Characteristics

Series	MC Module
Number of Contacts	5
Termination Methods	Crimp termination: 0.5 – 4.0 mm <sup>2</sup>
Temperature Range	-40°C to +100°C, short-term up to +125°C

Artikel No.	Module	VPE
10382200	Male	10
10382300	Female	10

## Mechanical Characteristics

Cycles of mechanical operation	100
--------------------------------	-----

## Electrical Characteristics

Rated Voltage	400 V
Rated Current	20 A
Contact resistance	< 2 mOhm
Pollution Degree	3

## Materials and Surfaces

Contact	Copper alloy, hard silver-plated
Module	PA
Flammability Class according to UL 94	V0


## Approvals

UL-Approval, E-File-Number	E75770
----------------------------	--------

## Standard

Safety Standard	IEC 61984, UL 1977
-----------------	--------------------

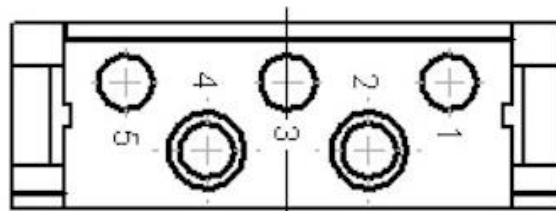
Creator: MANA2/PDP Released: IVSE1/PDP	Document: DB10382200EN Version: 01	Page 1 of 2
---	---------------------------------------	-------------

10382200	<b>DATA SHEET</b>	
Valid from: 17.09.2018	EPIC® MCS 5 CM / MCB 5 CM	

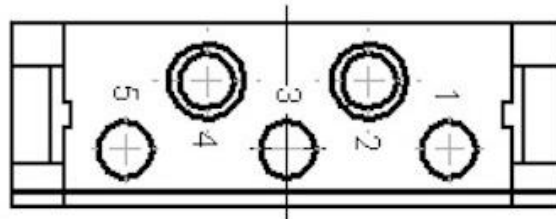
## Technical Drawing



M



F



Automation



Industrial machinery and plant engineering



Wind Energy

### Info

Power and signal modules can be used together in one housing

### Application range

Plant engineering  
Printing machines  
Control engineering

### Remark

Photographs are not to scale and do not represent detailed images of the respective products.

Creator: MANA2/PDP Released: IVSE1/PDP	Document: DB10382200EN Version: 01	Page 2 of 2
---	---------------------------------------	-------------